



TIRE CHAIN INSTALLATION GUIDE

SWIPE
FOR
MORE
INFO



SEDONA
TIRE AND WHEEL®


TIRE CHAIN INSTALL



1. LAY FLAT



Quick Hook



Fastener



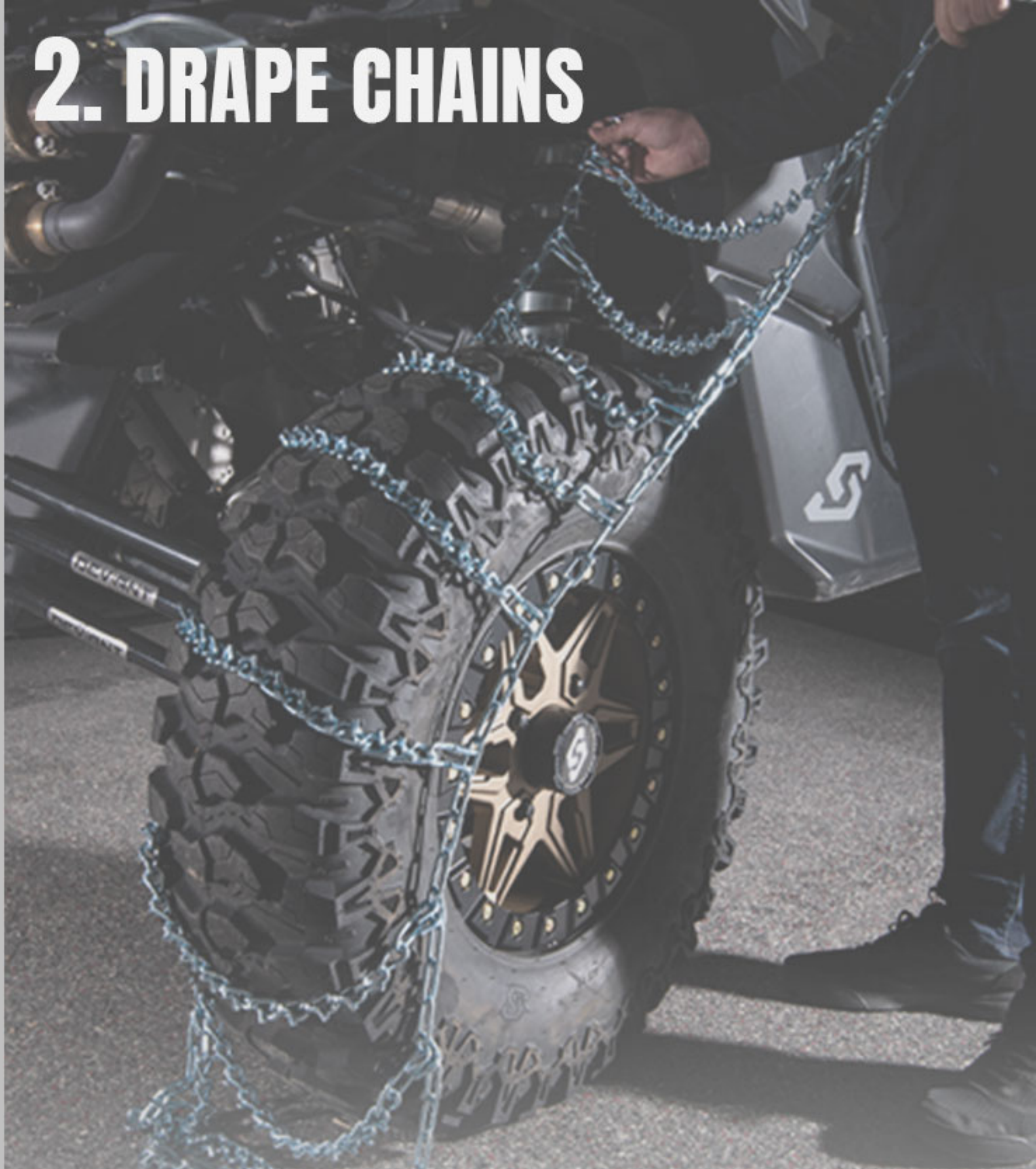
Cross Chain Hook

1: Lay chains flat behind the tire with aggressive v-bar side of the chain and cross chain hooks facing down. Position quick hook on the inside of the tire and fastener on the outside. Remove all twists and tangles.*

TIRE CHAIN INSTALL



2. DRAPE CHAINS



2: Drape chains over tire as you laid out in **Step 1**. Position so chains touch the ground in front of the tire and tuck in the first cross chain slightly under the tire, prep to roll tire over the chains.

TIRE CHAIN INSTALL

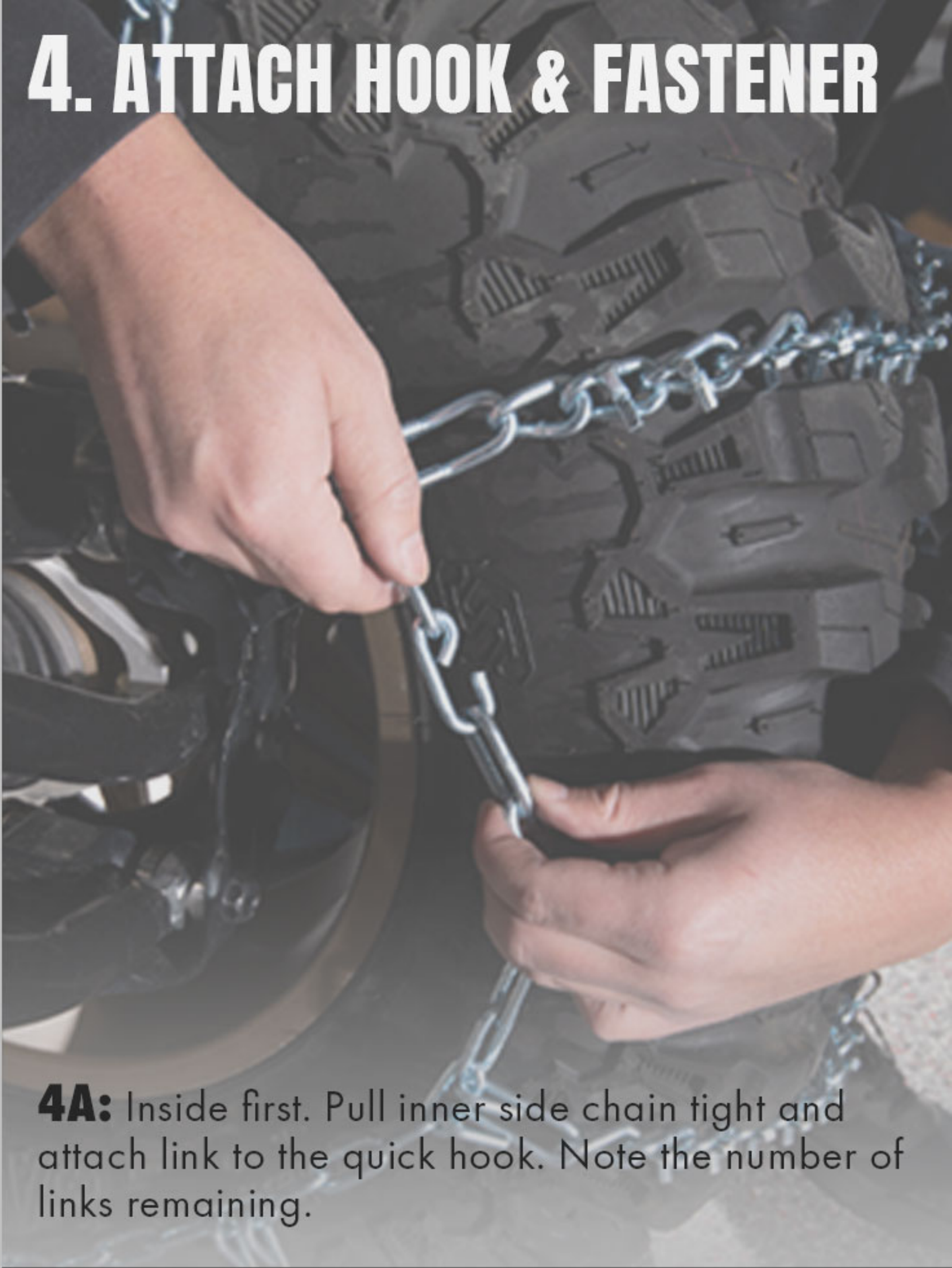
3. ROLL ATV/UTV



3: Roll the vehicle over the chains until the quick hook and fastener are positioned closer and both side chain ends are easily accessible. Adjust chains to align with the center of the tire.

TIRE CHAIN INSTALL

4. ATTACH HOOK & FASTENER



4A: Inside first. Pull inner side chain tight and attach link to the quick hook. Note the number of links remaining.

4A: INSIDE OF TIRE



TIRE CHAIN INSTALL

4. ATTACH HOOK & FASTENER

4B: Count the same number of links on the outer side of chain and place end of the fastener through that link.

4B: OUTSIDE OF TIRE



TIRE CHAIN INSTALL

4. ATTACH HOOK & FASTENER

4C: Attach fastener under link on side chain. Tire chains should fit snug. **REPEAT STEP 4 to tighten more.**

4C: OUTSIDE OF TIRE

TIRE CHAIN INSTALL



5. TEST, INSPECT & RE-TIGHTEN



5: Test drive, inspect and re-tighten tire chains by **REPEATING STEP 4** so chains fit snug around the tire. Make sure the quick hook and fastener are secure. Attach extra links back to the side chain with heavy duty cable ties.



6. ADD ADJUSTERS

TIRE CHAIN INSTALL



Tire Chain Adjuster
Product# 61-4720

6: Add adjusters for more secure fit and to extend the life of your chains.



DRIVE SAFE

- DO NOT -

- Deflate tires to install chains.
- Drive over fasteners & hooks installing chains.
- Install chains the wrong way.
- Install broken chains.
- Drive with broken chains.
- Drive with snow chains on bare pavement.
- Use tire chains when towing other vehicles.
- Hit curbing with chains on.
- Accelerate rapidly
- Spin tires
- Exceed 30 mph.